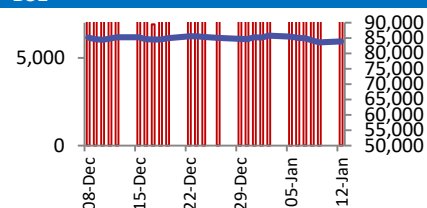
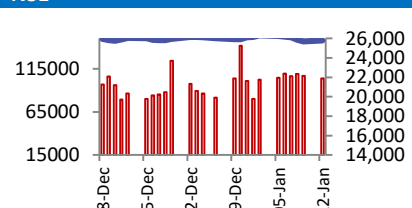


BSE



Open	84079
High	84258
Low	83263
Close	83628
Change	-250
Volume (Lacs)	7532
Turnover (Rs.inCr)	7558

NSE



Open	25649
High	25792
Low	25604
Close	25666
Change	-67
Volume (Lacs)	48715
Turnover (Rs.in Cr)	109538

World Markets	Current	Previous	Pt. Chg	Var(%)
Dow	49442	49150	293	0.60%
Dow Futures	49708	49639	69	0.14%
Nasdaq	23530	23472	58	0.25%
FTSE	10239	10184	55	0.54%
Nikkei	53875	54111	(236)	-0.44%
Hang Seng	26917	26924	(6)	-0.02%
Gift Nifty	25787	25785	2	0.01%
Straits Singapore	4842	4833	8	0.17%
South Korea	4840	4798	43	0.89%
Taiwan	31325	30811	515	1.67%
Shanghai	4108	4113	(5)	-0.11%

Commodity Prices	Current	Previous	Pt. Chg	Var(%)
Copper (\$/MT)	12973	13106	(133)	-1.0%
Alumin (\$/MT)	3143	3168	(25)	-0.8%
Zinc (\$/MT)	3273	3315	(42)	-1.3%
Brent Crude (\$/bbl)	64	64	(0)	-0.2%
Gold (\$/Ounce)	4597	4616	(19)	-0.4%
Silver (\$/Ounce)	90	92	(2)	-2.1%
Light Crude (\$/bbl)	59	59	(0)	-0.1%
N G (\$/mmbtu)	3	3	0	1.0%
Sugar (\$/MT)	418	421	(3)	-0.6%
Rubber (Rs./kg)	190	188	2	1.1%
Baltic Dry Index	1532	1566	(34)	-2.2%

Currency Exchange Rate	Current	Previous	Var(%)
Rs./ \$ rate	90.30	90.19	0.12%
Rs./ Euro	105.21	105.28	-0.06%
Rs./ Chinese Yuan	12.96	12.95	0.08%
Yen / \$ rate	158.24	158.63	-0.25%
\$ US/Euro	1.16	1.16	0.01%

Dollar Index	Current	Previous	Var(%)
Dollar Index	99.31	99.32	-0.01%

Support/ Resistance Levels for Today		
	Nifty	Bank Nifty Fut
Support 1	25640	59570
Support 2	25570	59400
Resistance	25820	60000

Securities in Ban For Trade	
SAIL	SAMMAANCAP

Market Review

US: US stock market ended higher on Thursday after two days of declines, led by banks and chip stocks.

Asia: Asian markets traded mixed on Friday. Japan's Nikkei 225 fell 0.52%, and the Topix declined 0.57%. South Korea's Kospi rose 0.26%, while the Kosdaq dropped 0.59% down. Hong Kong Hang Seng index futures indicated a higher opening.

India: Indian markets were closed yesterday on account of the Municipal elections in Maharashtra. **Market is expected to open on a positive note and likely to witness positive move during the day.**

Global economy: U.S. President Donald Trump said on Thursday he had support from Egypt, Turkey, and Qatar in seeking a comprehensive demilitarization agreement with Palestinian group Hamas. Trump said he was backing the formation of a newly appointed Palestinian Technocratic Government to govern Gaza during its transition.

The International Monetary Fund said on Thursday that any re-engagement with Venezuela following the U.S. capture of Venezuelan President Nicolas Maduro would depend on member countries representing a majority of IMF voting power recognizing a successor government.

The European Central Bank will not debate any rate change in the near term if the economy stays on course, but new shocks, like a potential deviation by the Federal Reserve from its mandate, could upset the outlook, ECB chief economist Philip Lane said.

Commodities: Oil prices were flat on Friday with both Brent and U.S. West Texas Intermediate moving only a few cents from their closing prices after the likelihood of a U.S. strike on Iran receded.

Gold prices slipped to around \$4,600 per ounce on Friday, extending Thursday's modest losses amid reduced safe haven demand and fading expectations of a near-term interest rate cut by the Federal Reserve.

Currency: The dollar was poised for a third weekly gain on Friday after positive U.S. economic data lowered expectations for rate cuts by the Federal Reserve anytime soon.

FII Derivative Transactions (Rs. Cr)

Contracts	Purchase		Sell		Net	Open Interest (OI)		OI (Previous day)		Change	
	Contract	Value	Contract	Value	Value	Contract	Value	Contract	Value	Contract	Value
Index Future	17152	2922	18631	3154	(232)	234836	39489	232747	39222	2089	267
Index Option	6050882	1017257	6081821	1022269	(5012)	2361501	396439	1847068	311238	514433	85201
Stock Future	334154	23460	328518	23068	392	6219058	419146	6187228	416695	31830	2451
Stock Option	555203	39540	545615	38681	859	730196	49735	659178	44587	71018	5148
Total	6957391	1083179	6974585	1087172	(3993)	9545591	904809	8926221	811742	619370	93067

FII All Activity-BBG (Rs Cr)

	Buy	Sell	Net
7-Jan-26	15080	16919	(1839)
8-Jan-26	11324	15034	(3710)
9-Jan-26	12001	15688	(3687)
12-Jan-26	9735	12843	(3108)
13-Jan-26	13454	13884	(430)
Month to date- Jan	99077	113523	(14446)

FII (Prov.) (Rs Cr)

	Buy	Sell	Net
8-Jan-26	11090	14457	(3367)
9-Jan-26	11093	14863	(3769)
12-Jan-26	9072	12710	(3638)
13-Jan-26	11995	13495	(1500)
14-Jan-26	13121	17902	(4781)
Month to date-Jan	106292	127998	(21706)

DII (Prov.) (Rs. Cr)

	Buy	Sell	Net
8-Jan-26	18707	15006	3701
9-Jan-26	18481	12885	5596
12-Jan-26	16986	11147	5839
13-Jan-26	15445	14263	1182
14-Jan-26	19930	14713	5217
Month to date-Jan	169116	138974	30141

FII Debt - BBG (Rs. Cr)

	Buy	Sell	Net
7-Jan-26	5106	3047	2059
8-Jan-26	2417	3138	(721)
9-Jan-26	1296	1015	280
12-Jan-26	2839	1094	1745
13-Jan-26	3308	7338	(4030)
Month to date- Jan	22869	23053	(184)

Market Breadth

	BSE		NSE	
	No.	%	No.	%
Advance	2017	46%	1632	48%
Decline	2150	49%	1658	49%
Unchanged	178	4%	90	3%

Market Turnover

	14-Jan	13-Jan	Var (%)
BSE Cash	7784	7558	3%
NSE Cash	109538	101637	8%
NSE Futures	111963	110879	1%
NSE Options	12481030	80399534	-84%
Total (Rs.Cr)	12710315	80619608	-84%

Volatility Index

	14-Jan	13-Jan
Volatility Index	11.32	11.20

Index PE - TTM

	14-Jan	Yr. High	Yr. Low
Sensex	23.0	24.1	20.3
Nifty	22.4	23.0	19.6

Corporate News

Dr. Reddy's Announces The First-to-market Launch Of Olopatadine Hydrochloride Ophthalmic Solution Usp, 0.7% (Otc), The Generic Equivalent Of Extra-strength Pataday Once Daily Relief, In The U.S. (NDTV Profit)

Transrail Lighting Wins Orders worth 5.27bn Rupees. (NDTV Profit)

Cipla Usfda Issues Form 483 To Pharmathen's Greece Facility, Temporary Pause In Lanreotide Production, Re-supply Expected In H1 FY27. (NDTV Profit)

Kernex Microsystems (India) Wins Order Worth 2,465.7 Cr Rupees Time Period By Which The Order(S)/contract(S) Is To Be Executed Is 12 Months From The Date Of Purchase Order Mcap: 2,105 Cr Rupees. (NDTV Profit)

Economy

India and the US are very close to a trade agreement, which will materialise when both sides are ready, commerce Secretary Rajesh Agrawal said Thursday but stopped short of specifying a deadline. He told reporters that the negotiating teams are talking virtually and the discussions had never broken down. (ET)

India's goods trade deficit widened to \$25 bn in December from \$20.6 bn a year ago as export growth slowed to 1.9% from a 41-month high of 19.4% in November, Exports to the US, India's top destination, declined a marginal 1.8% in December to \$6.9 billion amid the 50% tariffs imposed in August. (ET)

Improved access to efficient public transport reduces households' dependence on private vehicles, thereby lowering recurring transportation expenses, said a working paper by the Economic Advisory Council to the PM (EAC-PM). (ET)

International

A union representing about 1,600 white-collar workers at fuselage supplier Spirit AeroSystems said on Thursday that it has reached a tentative agreement with Boeing on a new collective bargaining contract. The negotiation team for the Society of Professional Engineering Employees in Aerospace's (SPEEA) non-engineering unit in Wichita, Kansas, unanimously recommended that members approve Boeing's proposal. (Inv)

Walmart said on Thursday that Kathryn McLay will step down as CEO of its Walmart International unit on January 31 but will remain with the company through the first quarter to help ensure a smooth transition. (Inv)

Top 5 Nifty Gainers	14-Jan	13-Jan	Var(%)
TATASTEEL	189	183	3.7%
NTPC	349	338	3.3%
AXISBANK	1299	1262	2.9%
HINDALCO	955	936	2.0%
ONGC	248	244	1.8%
Top 5 Nifty Losers	14-Jan	13-Jan	Var(%)
ASIANPAINT	2814	2886	-2.5%
TCS	3193	3268	-2.3%
MARUTI	16152	16426	-1.7%
TECHM	1589	1615	-1.6%
SUNPHARMA	1701	1729	-1.6%

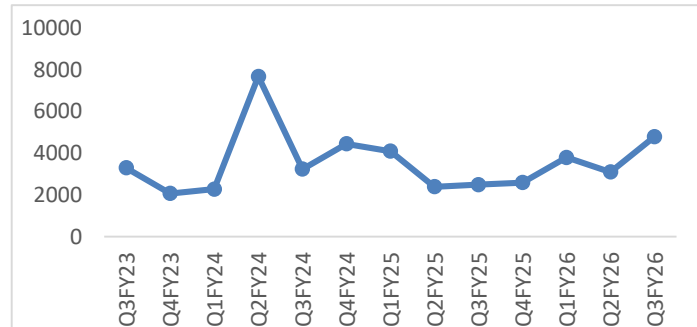
BSE Index Watch	Last	1 day	1 wk	1 mth	1 yr
SENSEX	83383	-0.3%	-1.9%	-1.5%	8.2%
MIDCAP	46115	0.2%	-3.3%	-0.2%	5.4%
SMLCAP	49927	0.3%	-3.6%	-1.6%	-4.6%
AUTO	61586	-0.6%	-3.2%	0.6%	19.3%
BANKEK	67184	0.4%	-0.5%	1.8%	20.1%
Capital Goods	64746	0.2%	-2.3%	-2.8%	0.9%
FMCG	19134	-0.5%	-2.4%	-4.9%	-5.1%
Health Care	43363	-0.1%	-3.2%	-0.8%	1.9%
IT	36534	-1.0%	-2.6%	-0.7%	-14.7%
METAL	38459	2.7%	1.2%	10.9%	36.0%
Oil & Gas	27632	0.6%	-1.3%	-0.8%	7.2%
Power	6357	0.7%	-4.7%	-1.7%	-4.2%
Realty	6627	-1.0%	-6.2%	-2.4%	-9.2%

Margin Trading Disclosure (Rs. In Cr)	Last	1 day	1 wk	1 mth	3 mth
Op. Scripwise Outstanding	114994	-1%	1%	3%	7%
Fresh Exposure	3314	12%	-30%	31%	-7%
Exposure liquidated	2803	-28%	-27%	-13%	-14%
Closing Net scripwise outstanding	115505	0%	0%	4%	7%

NSE USD Futures	14-Jan	13-Jan	Var (%)
Jan Expiry (Rs./\$)	89.05	89.05	0.0%
Feb Expiry (Rs./\$)	89.97	89.97	0.0%
Total Turnover (Rs. Crore)	1511	2976	-49%

Sectors	TTM PE
Auto	33
Auto Ancillary	42.7
Banking	14.98
Engineering	37.83
Cement	67.82
Diamonds & Jewellery	41.36
Housing Finance	23.67
Infrastructure & Const	27.8
Metals-Aluminium	26.86
Metal – Steel	18.09
Oil Expl.	11
Pharma	10.89
Power – Gen. Supp.	39.61
Information Tech.	29
Sugar	16.51
Telecom Serv. Prov.	38.22
Tyres	34.75

Infosys Order Book (\$ Mn) (Source: NBRR)



10 year G-Sec Yield	Current	Previous	Change
US	4.17%	4.17%	(0) bps
Japan	2.18%	2.16%	2 bps
India	6.65%	6.63%	2 bps
UK	4.39%	4.34%	5 bps
Libor 3 Mths	4.85%	4.85%	(0) bps

Indian Eco Data	Current	Previous	Var(%)
Forex Reserve (US\$ in bn)	602	687	-12.4%
Inflation - WPI	0.83%	-0.32%	115 bps
Inflation - CPI	1.33%	0.71%	62 bps

India GDP	Q3FY25	Q2FY25	Var (%)
Growth	8.23%	7.81%	42 bps

Monetary Policy	Current	Previous	Change
Repo Rate	5.25%	5.50%	(25) bps
Reverse Repo Rate	3.35%	3.35%	0 bps
CRR	3.00%	3.75%	(75) bps
O/S Banking System Liquidity (Rs bn)	771	-33	803.6

IIP Growth %	Nov-25	Nov-24	Apr-Nov
IIP	6.7	5.0	4.0
Capital Goods	10.4	8.9	5.6
Mining	8.0	5.5	4.9
Manufacturing	-1.5	4.4	-0.3
Electricity	5.4	1.9	2.5

ADR Price Movement

Company	Price (US\$)	Volume	Previous Day Price	Volume	Variance (%)	No. of Share Per ADR	ADR Price (Rs.)	BSE Price	Variance (%)
Infosys Tech	18.82	19077861	19.35	37606915	-2.74%	1	1699.45	1599.80	6.2%
Wipro	2.97	5553588	3.03	20512104	-1.98%	1	268.19	260.20	3.1%
Dr.Reddy's	13.09	1406992	13.30	1118761	-1.58%	1	1182.03	1186.50	-0.4%
ICICI Bank	30.82	8293952	31.07	6485506	-0.80%	2	1391.52	1418.40	-1.9%
HDFC Bank	32.51	6726418	32.92	4616244	-1.25%	3	978.55	925.45	5.7%

GDR's (US\$)

	Prices	Prev. Close	Change	Var %
L&T	42.35	42.75	(0.4)	-0.9%
RIL	65.70	65.00	0.7	1.1%
SBI	114.00	114.00	0.0	0.0%

US Economy Data	Current	Previous
Inflation (%) (YoY)	2.70%	2.70%
Unemployment (%)	4.40%	4.50%

Interest Rate (%)	Current	Previous
Fed Rate	3.75%	4.00%

US GDP	Q2CY25	Q1CY25
Growth (QoQ Annualized)	4.30%	3.80%

China Economy Data	Current	Previous
GDP	4.80%	5.20%
Inflation – CPI (%)	0.80%	0.70%

Economic Calendar

	Date
Indian GDP Data	27 Feb
Indian Inflation Data CPI	12 Feb
Indian Inflation Data WPI	16 Feb
Indian Monetary Policy	27 Feb
India's Industrial Production (IIP)	28 Jan
US Inflation Data	11 Feb
US GDP	22 Jan
US Unemployment Data	06 Feb
US Fed Rate	29 Jan
China GDP	19 Jan
China Inflation Data	11 Feb

Event Update

Name	Date	Purpose
Best Agrolife Ltd.	16-01-26	Bonus issue
Jaro Institute of Technology Management and Research Ltd.	16-01-26	Interim Dividend
Tata Consultancy Services Ltd.	17-01-26	Third Interim Dividend
Angel One Ltd.	21-01-26	First Interim Dividend
United Van Der Horst Ltd.	22-01-26	Stock Split from Rs.5/- to Re.1/-
Computer Age Management Services Ltd.	30-01-26	Interim Dividend

Bulk Deal As On 14/01/26

BSE					
Security Code	Security Name	Client Name	Deal	Quantity	Price
539528	AAYUSH	NEO APEX VENTURE LLP	B	425000	40.09
539528	AAYUSH	SARVAGAY TEXTILE LLP	S	648433	43
539506	ADCON	MONIKASINGH	S	122941	0.62
539506	ADCON	MONIKASINGH	B	1269649	0.61
539506	ADCON	SAROJBEN KANAIALAL SHAH	S	1000000	0.61
538713	ATISHAY	KAKRI INVESTMENTS	B	57000	208.02
538713	ATISHAY	PRIYASHA MEVEN FINANCE LTD.	S	64277	208.18
543444	FABINO	NOPEA CAPITAL SERVICES PRIVATE LIMITED	S	99000	14.61
543444	FABINO	SUSHMA SHEKHAR	B	99000	14.61
530855	GDLLEAS	SANJAY KUMAR HIRAWAT	S	40000	169.8
530855	GDLLEAS	UDIT GOEL	B	35000	169.8
543520	GLHRL	DHRUV SURESHKUMAR JANI	S	74000	21.34
513309	GOLKONDA	RAMAN NANGIA	B	29000	12
531913	GOPAIST	AJAY MODI	B	42000	7.77
531913	GOPAIST	HARSHIL DHARMESHBHAI THAKKAR	B	80345	7.87
531913	GOPAIST	KAMAL M KHATNANI	S	48000	7.77
531913	GOPAIST	NEO APEX VENTURE LLP	S	24884	7.77
531913	GOPAIST	VIVEK KANDA	B	30000	8.12
544675	GTIL	SB OPPORTUNITIES FUND I	B	148800	93.53
542726	INDIAMART	NALANDA INDIA EQUITY FUND LIMITED	B	1118734	2110
542726	INDIAMART	SMALLCAP WORLD FUND INC	S	626443	2110
522245	YKOTHITE	KAMALCHAND JAIN	B	38132	15.68
537707	LADDU	JAYESH AMRATLAL SHAH	S	801971	1.07
543613	MAFIA	ASHISH BANSAL	S	44000	6.56
543613	MAFIA	CHIRAGKUMAR VALANI	B	64000	6.56
543613	MAFIA	POOJA JINDAL	S	40000	6.56
544673	MDRC	AFFLUENCE GEMS PRIVATELIMITED	B	78400	87
544668	NANTA	PARADISE MOON INVESTMENT FUND-I	B	48000	261.27
544668	NANTA	YASHVI HITESH PATEL	B	63600	261.34
531272	NIKKIGL	BAKLIWAL VYAPAAR PRIVATE LIMITED	S	34050	19.48
531272	NIKKIGL	VAGHANI VIRAJ	B	35182	19.48
526723	NTCIND	NIRZAR ENTERPRISES	S	91468	182.78
526723	NTCIND	UMESH PARASMAL PAGARIYA	B	114506	183.72
543400	OMNIPOTENT	KRISHNA MURARI TEKRIWAL	B	34000	5.22
543400	OMNIPOTENT	SUMANTEKRIWAL	S	34000	5.22
543400	OMNIPOTENT	SUMANTEKRIWAL	B	20000	5.58
540386	ONTIC	AKALPYA CAPITAL ADVISORS LLP	B	1856418	1.62
540386	ONTIC	DEEPAL PRAVINBHAI SHAH HUF	S	2267971	1.61
531512	ORIENTTR	GAURI NANDAN TRADERS	S	104840	18.7
531512	ORIENTTR	GAURI NANDAN TRADERS	B	57612	19.17
543540	PGCRL	UDITA FINANCE & LEASING COMPANY LIMITED	B	14400	105.08
512591	PULSRIN	GREEN PEAKS ENTERPRISES LLP	S	500000	2.52
512591	PULSRIN	NIRAV DINESHBHAI CHAUDHARI	S	402500	2.54
512591	PULSRIN	NIRAV DINESHBHAI CHAUDHARI	B	1220568	2.52
544237	RAPID	SHERWOOD SECURITIES PVT LTD	S	8000	105.95
544237	RAPID	SHERWOOD SECURITIES PVT LTD	B	20800	109.77
506906	SCBL	DASHARAJ BHIMADEO KOLHE	S	6779	37.8
506906	SCBL	NEO APEX VENTURE LLP	B	9083	37.8
543519	SFSL	LALIT KUMAR KARNAWAT	S	33000	90.36
543519	SFSL	SHANTA MOTILAL BHUTADA	B	39000	90.4
530977	SKCIL	SANTOSH DESAI	B	100000	200
504375	SOFTBPO	SUMITA CHUGH	B	2600	248.15
504375	SOFTBPO	YOGESH CHANDRAKANT ASHER	S	2800	248.15
541890	SPACEINCUBA	ANTRIKSH TAYAL	B	2500000	0.34

541890	SPACEINCUBA	NIRAV DINESHBHAI CHAUDHARI	S	4650000	0.34
539117	SUJALA	ABHISHEK NATHANI	B	32000	60.27
539117	SUJALA	KANYAVEER TRADING PRIVATE LIMITED	B	50000	60
539117	SUJALA	NIRAJ RAJNIKANT SHAH	S	135620	60.24
503663	TILAK	NEO APEX VENTURE LLP	S	2748200	1.13
503663	TILAK	NEO APEX VENTURE LLP	B	4734688	1.11
503663	TILAK	SETU SECURITIES PRIVATE LIMITED	S	2421871	1.11
503663	TILAK	SETU SECURITIES PRIVATE LIMITED	B	2840	1.11
503663	TILAK	SHARE INDIA SECURITIES LIMITED	S	3336910	1.11
503663	TILAK	SHARE INDIA SECURITIES LIMITED	B	529078	1.14
503663	TILAK	STATSOL RESEARCH LLP	S	4000000	1.14
503663	TILAK	STATSOL RESEARCH LLP	B	1500300	1.13
536672	VCU	SHIKSHA AMIT YADAV	B	231678	6.33
536672	VCU	SHRIPAL KANTILAL BAFNA	S	150000	6.33

NSE					
Security Code	Security Name	Client Name	Deal	Quantity	Price
AAATECH	AAA Technologies Limited	AMAY VATSALYA	BUY	75514	116.03
AAVAS	Aavas Financiers Limited	HDFC MUTUAL FUND	BUY	1950531	1440
AAVAS	Aavas Financiers Limited	SMALL CAP WORLD FUND INC	SELL	1964024	1440
AVROIND	AVRO INDIA LIMITED	NAUTILUS PRIVATE CAPITAL LTD	BUY	70000	145.13
BAGDIGITAL	B.A.G. Convergence Limited	ABUNDANTIA CAPITAL VCC - ABUNDANTIA CAPITAL III	SELL	400000	109.07
KRISHPP	KRISHIVAL Re.3.50 ppd up	TALISMAN SECURITIES PRIVATE LIMITED	BUY	35000	135.2
POLYCAB	Polycab India Limited	MOTILAL OSWAL MUTUAL FUND	SELL	761086	7350.02
SOCL	Sundrex Oil Company Ltd	RAJASTHAN GLOBAL SECURITIES PVT LTD	SELL	75200	34.07

Disclosure:

Research Reports that are published by Nirmal Bang Securities Private Limited (hereinafter referred to as “NBSPL”) are for private circulation only. NBSPL is a registered Research Analyst under SEBI (Research Analyst) Regulations, 2014 having Registration no. INH000001766. NBSPL is also a registered Stock Broker with National Stock Exchange of India Limited, BSE Limited, Metropolitan Stock Exchange of India Limited, Multi Commodity Exchange of India Limited and , National Commodity and Derivative Exchange Limited in Capital Market , Equity and Commodities derivatives segments and Currency Derivatives Segment .

NBSPL has other business divisions with independent research teams separated by Chinese walls, and therefore may, at times, have different or contrary views on stocks and markets.

NBSPL or its associates have not been debarred / suspended by SEBI or any other regulatory authority for accessing / dealing in securities Market since last 20 years. NBSPL, its associates or analyst or his relatives do not hold any financial interest (Except Investment) in the subject company. NBSPL or its associates or Analyst do not have any conflict or material conflict of interest at the time of publication of the research report with the subject company. NBSPL or its associates or Analyst or his relatives may or may not hold beneficial ownership of 1% or more in the subject company at the end of the month immediately preceding the date of publication of this research report.

NBSPL or its associates / analyst has not received any compensation / managed or co-managed public offering of securities of the company covered by Analyst during the past twelve months. NBSPL or its associates have not received any compensation or other benefits from the company covered by Analyst or third party in connection with the research report. Analyst has not served as an officer, director or employee of Subject Company. NBSPL / analyst has not been engaged in market making activity of the subject company.

Analyst Certification: The research analysts and authors of these reports, hereby certify that the views expressed in this research report accurately reflects my/our personal views about the subject securities, issuers, products, sectors or industries. It is also certified that no part of the compensation of the analyst(s) was, is, or will be directly or indirectly related to the inclusion of specific recommendations or views in this research. The analyst(s) principally responsible for the preparation of this research report and has taken reasonable care to achieve and maintain independence and objectivity in making any recommendations.

Disclaimer:

The Research Report is for the personal information of the authorized recipient and does not construe to be any investment, legal or taxation advice. NBSPL is not soliciting any action based upon it. Nothing in the research report shall be construed as a solicitation to buy or sell any security or product, or to engage in or refrain from engaging in any such transaction. In preparing the research report, we did not take into account the investment objectives, financial situation and particular needs of the reader.

The research report has been prepared for the general use of the clients of NBSPL and must not be copied, either in whole or in part, or distributed or redistributed to any other person in any form. If you are not the intended recipient you must not use or disclose the information in the research report in any way. Though disseminated to all the customers simultaneously, not all customers may receive the research report at the same time. NBSPL will not treat recipients as customers by virtue of their receiving the research report. The research report is not directed or intended for distribution to or use by any person or entity resident in a state, country or any jurisdiction, where such distribution, publication, availability or use would be contrary to law, regulation or which would subject NBSPL & its group companies to registration or licensing requirements within such jurisdictions.

The report is based on the information obtained from sources believed to be reliable, but we do not make any representation or warranty that it is accurate, complete or up-to-date and it should not be relied upon as such. We accept no obligation to correct or update the information or opinions in it. NBSPL or any of its affiliates or employees shall not be in any way responsible for any loss or damage that may arise to any person from any inadvertent error in the information contained in the research report. NBSPL or any of its affiliates or employees do not provide, at any time, any express or implied warranty of any kind, regarding any matter pertaining to this report, including without limitation the implied warranties of merchantability, fitness for a particular purpose, and non-infringement. The recipients of the research report should rely on their own investigations.

This information is subject to change without any prior notice. NBSPL reserves its absolute discretion and right to make or refrain from making modifications and alterations to this statement from time to time. Nevertheless, NBSPL is committed to providing independent and transparent recommendations to its clients, and would be happy to provide information in response to specific client queries.

Before making an investment decision on the basis of research report, the reader needs to consider, with or without the assistance of an adviser, whether the advice is appropriate in light of their particular investment needs, objectives and financial circumstances. There are risks involved in securities trading. The price of securities can and does fluctuate, and an individual security may even become valueless. International investors are reminded of the additional risks inherent in international investments, such as currency fluctuations and international stock market or economic conditions, which may adversely affect the value of the investment. Opinions expressed are subject to change without any notice. Neither the company nor the director or the employees of NBSPL accept any liability whatsoever for any direct, indirect, consequential or other loss arising from any use of the research report and/or further communication in relation to the research report. Here it may be noted that neither NBSPL, nor its directors, employees, agents or representatives shall be liable for any damages whether direct or indirect, incidental, special or consequential including lost revenue or lost profit that may arise from or in connection with the use of the information contained in the research report.

Copyright of this document vests exclusively with NBSPL.

Our reports are also available on our website

Registration granted by SEBI and certification from NISM in no way guarantee performance of NBSPL or provide any assurance of returns to investors.

Nirmal Bang Research (Division of Nirmal Bang Securities Pvt. Ltd.)

B-2, 301/302, Marathon Innova,
Opp. Peninsula Corporate Park
Off. Ganpatrao Kadam Marg
Lower Parel(W), Mumbai-400013
Board No. : 91 22 6723 8000/8001
Fax. : 022 6723 8010